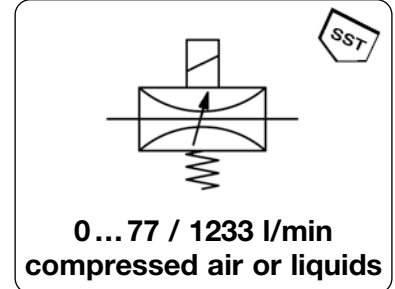


PROPORTIONAL FLOW VALVE WITH Y-TYPE VALVE

PVE

Description	Compact positioner with analogue control. Compressed air for remote control necessary. The stroke is made proportional to the flow through the parabolic contour of the piston. The valve shuts tight and is of anti-water hammer design.	
Media	compressed air, vacuum up to 10 ⁻² mbar or liquids up to viscosity of max. 600 cST (mm ² /s)	
Control	pneumatic:	lubricated, unlubricated and 50 µm filtered compressed air, 4...8 bar, port G ³ / ₈
	electrical:	0-10 V, optionally 4-20 mA, supply 24 V DC ± 10%, power consumption 150 mA/3.6 W
Control element	2-port/2-way valve, NC (normally closed) as standard, as option 3-port/2-way valve for mixing different media, with standard piston cable gland, optionally M12	
Electrical connection	any	Protection Class IP 66
Mounting position		Repeatability < 1.0% FS
Linearity / Hysteresis	< 2% FS	
Failsafe	valve closes (NC) in the event of voltage failure, optionally outlet fail freeze feature	
Temperature range	Ambient: 0 °C to 50 °C / 32 °F to 122 °F	Medium: -10 °C to 180 °C / 14 °F to 356 °F
Material	Control valve body: bronze, optionally SST 316L	Cone seal: PTFE
	Proportional valve body: aluminium, PA and FV	



Prop.-V.
11


Dimensions			Nominal	K _v -	Supply	Flow rate		Connection	Order
A	B	Ø*1	size	value	max.	water	air	thread	number
mm	mm	mm	DN	(m ³ /h)	bar	l/min	l/min	G	

Volumenstromregler										PVE
2/2-Wege, NC, Bronze, Steuerdruck 4...8 bar, für Luft oder Wasser, 0-10 V, 24 V DC, failsafe										
65	155	63	15	4.6	10	0...	14	5 000	G1/2	PVE1-04B
75	185	63	20	7.1	16	0...	118	7 700	G3/4	PVE1-06C
90	209	90	25	15	16	0...	250	16 250	G1	PVE1-08D
110	246	90	32	21	12	0...	350	22 750	G1 1/4	PVE1-10D
110	298	125	32	22	16	0...	367	23 800	G1 1/4	PVE1-10E
120	245	63	40	29	4	0...	483	31 400	G1 1/2	PVE1-12C
120	262	90	40	29	8	0...	483	31 400	G1 1/2	PVE1-12D
120	314	125	40	44	16	0...	733	47 600	G1 1/2	PVE1-12E
150	259	63	50	40	2	0...	667	43 300	G2	PVE1-16C
150	276	90	50	40	6	0...	667	43 300	G2	PVE1-16D
150	328	125	50	66	10	0...	1 100	71 500	G2	PVE1-16E
190	300	90	65	68	2	0...	1 133	73 600	G2 1/2	PVE1-20D
190	352	125	65	74	6	0...	1 233	80 000	G2 1/2	PVE1-20E



Special options, add the appropriate letter

- fail freeze** if supply voltage fails, outlet pressure will be frozen
 - SST body** stainless steel 316L, material no. 1.4401
 - 4-20 mA** input signal
 - for oxygen *2** specially cleaned, with oxygen grease, for G¹/₂ to G²
 - cascade control** double loop, 0-10 V
double loop, 4-20 mA
double loop, frequency input
 - electr. connection M12** with coupling socket
- PVE3
 - PVES
 - PVEI
 - PVE15
 - PVEKU
 - PVEKI
 - PVEKF
 - PVEM12

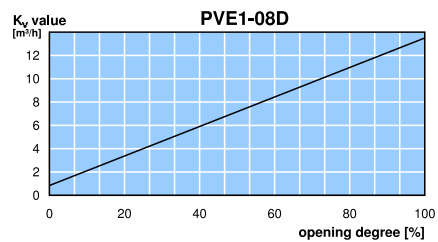
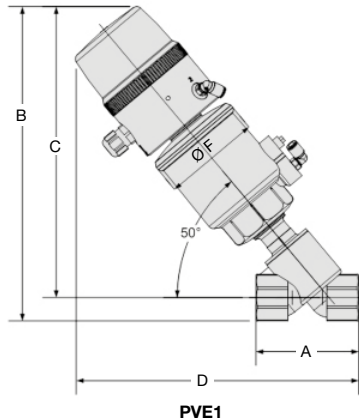


PVE with regulator control	
1	24 V DC supply voltage
2	GND (earth) supply
3	+ setpoint (0-10 V / 4-20 mA)
4	GND (earth) setpoint
5	
6	position feedback
7	+24 V DC ON/OFF output signal

PVE with cascade control	
1	24 V DC supply voltage
2	GND (earth) supply
3	+ setpoint (0-10 V / 4-20 mA)
4	GND (earth) setpoint
5	external signal input
6	
7	+24 V DC ON/OFF output signal

connecting plan

Øhead*1	thread.	C	D	ØF
63 mm	1/2	169	170	85
	3/4	170	175	85
	1	172	179	85
	1 1/4	204	217	85
	1 1/2	215	224	85
2	224	249	85	
90 mm	1	189	197	118
	1 1/4	221	236	118
	1 1/2	232	243	118
	2	241	267	118
	2 1/2	257	299	118
125 mm	1 1/4	273	284	156
	1 1/2	283,5	291	156
	2	293	315	156
	2 1/2	308	347	156



*1 Ø of pilot head
*2 max. 15 bar operating pressure and 60 °C / 140 °F media temperature

* Product group

PDF CAD
www.aircom.net

Order example:
PVE1-04B